



Summary Feedback

(Combined feedback broadcasted multiple time this week)

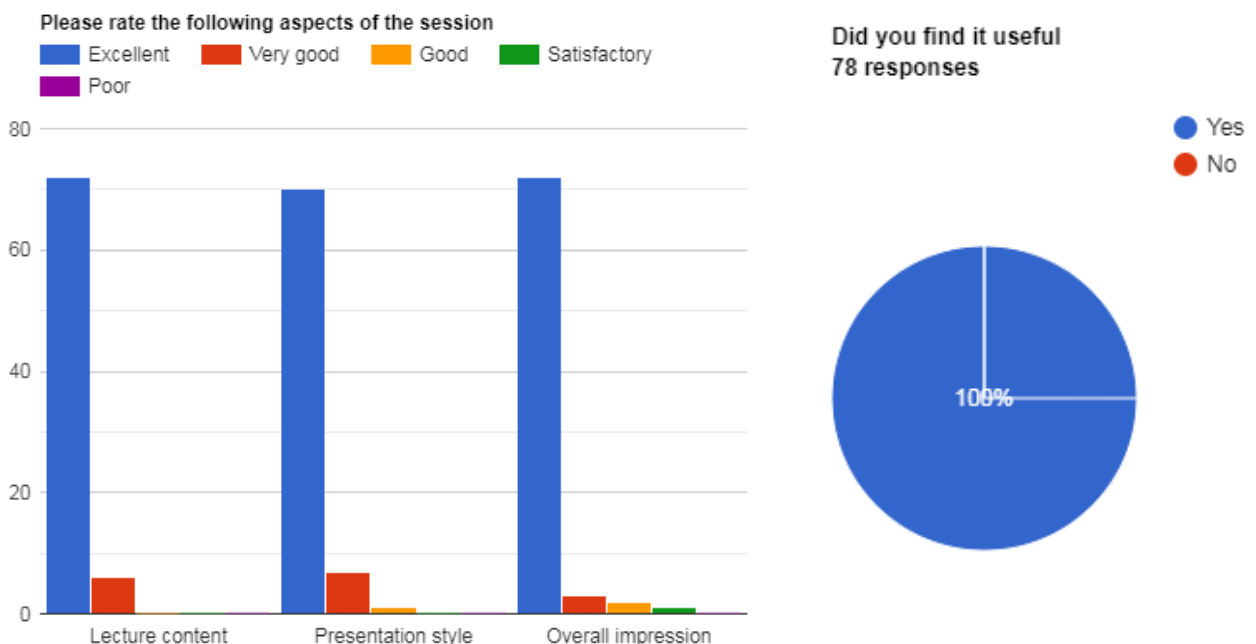
PRE-RECORDED: Basildon FRCR 2B 'A to Zee' Course 2020

Session 20/40

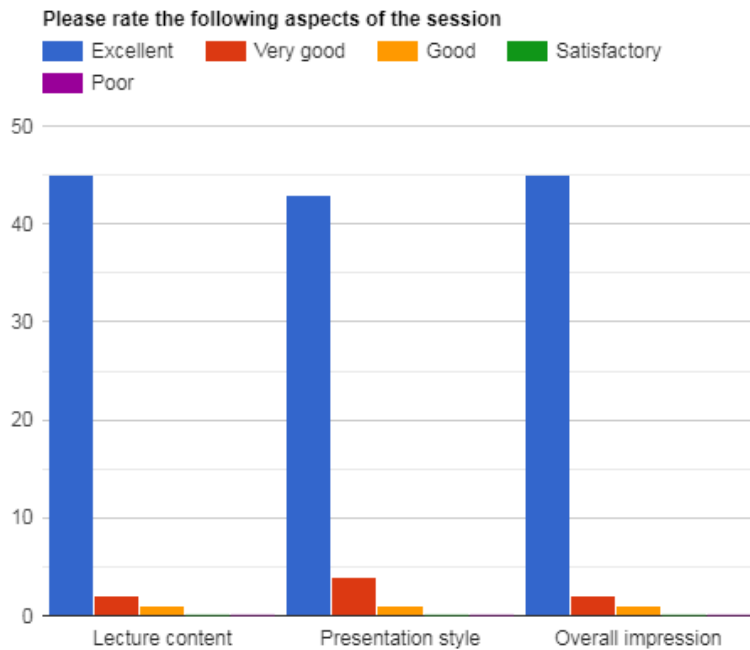
Rapid Reporting for FRCR Exam (Part-2) Upper Limb (14th & 15th September 2024) Lecturer: Priti Tare

Summary Points:

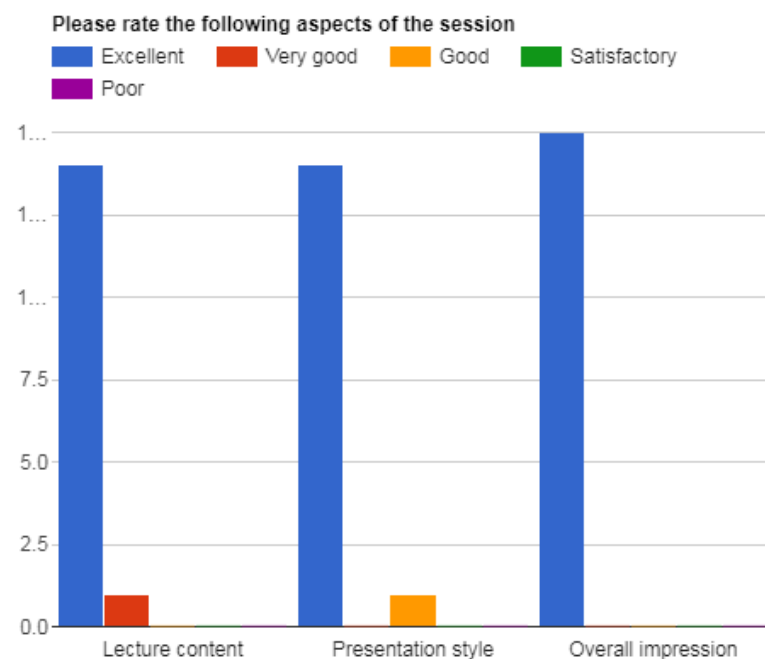
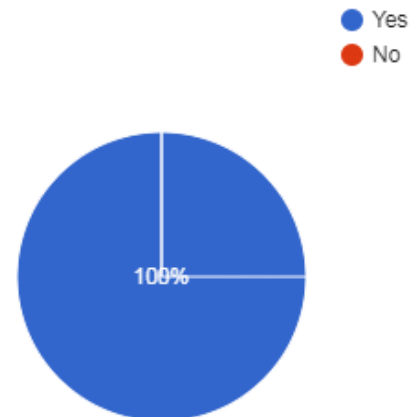
- Total Attendees: 427 from 35 Countries (Algeria, Australia, Bangladesh, China, Dominica, Egypt, Ethiopia, Ghana, Hong Kong, India, Indonesia, Iraq, Jordan, Kenya, Kuwait, Libya, Malaysia, Maldives, Mauritius, Nigeria, Pakistan, Poland, Qatar, Saudi Arabia, Singapore, South Africa, Sri Lanka, Sudan, Swaziland, Türkiye, UAE, UK, Yemen, Zambia, Zimbabwe).
- Total duration: 3 hours (each session broadcasted thrice during the week)
- Total feedback received from 141 participants, from three different broadcasts



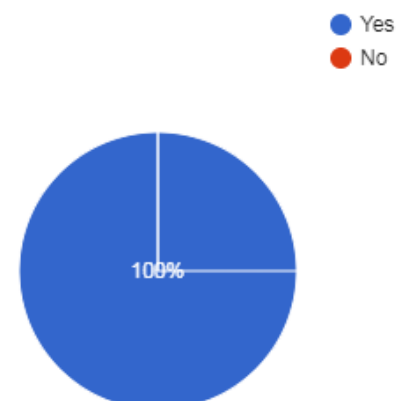
Rapid Reporting for FRCR Exam (Part-2) Upper Limb



Did you find it useful
48 responses



Did you find it useful
15 responses



Testimonials

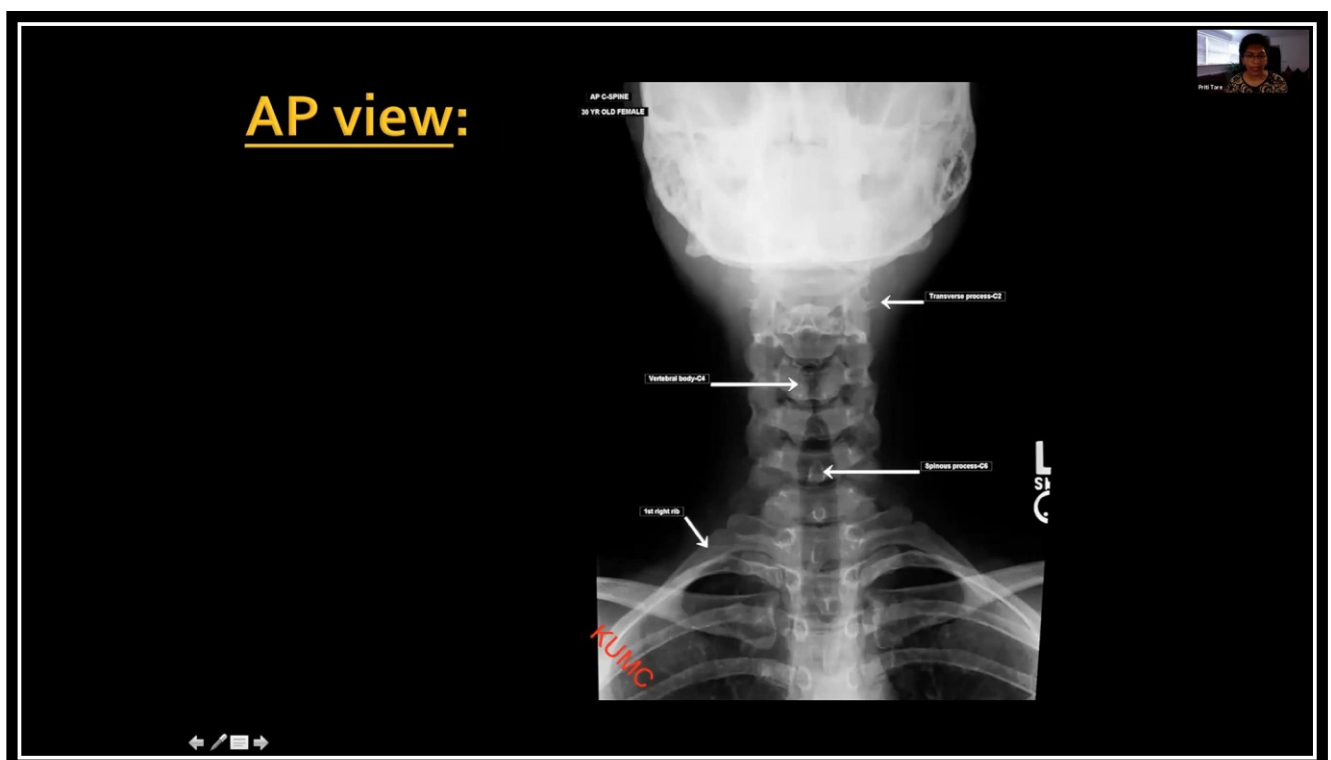
- Thank you for the outstanding teaching that DKT is offering for the best practice of radiology worldwide (UK).
- Excellent delivery of so much knowledge in a calm style (Nigeria).
- Great session, very much needed. Check lists, subtle findings and approach, all are very informative (Yemen).
- Excellent and informative teaching. Very good and crisp way of presentation (India).
- Very organised and systematic review for a good habit reporting (Algeria).
- Actual plain film teaching is very rare/never happens, so this was much appreciated (UK).

Rapid Reporting for FRCR Exam (Part-2) Upper Limb

- Very detailed. Very informative. Very crisp. Very nice pace. Absolutely perfect in every sense (Pakistan).
- Excellent lecture with good exam oriented topics (India).
- All of the lecture was very useful & valuable. Great variety & explanation of RR in the upper limb (Egypt).
- Excellent session by Dr Priti Tare. Thank you so much Dr Khan and team (Pakistan).
- Very good lecture. Comprehensive discussion of rapid reporting was useful (India).
- Focusing in tiny abnormalities, covering of the most common pathologies in a detailed and simple way was great, thank you Dr.Khan (Saudi Arabia).
- Systematic review area approach to avoid missing subtle fractures and tips into accurately identifying fractures in Le Fort fracture were useful (UK).
- Great effort DKT team B RAVO (Pakistan).
- Nice collection of cases (Malaysia).
- Very good, Thank you mam (UK).
- Excellent informative discussion and comments (Yemen).
- How to describe and access films was useful (Saudi Arabia).
- Very nice session (Iraq).
- The cases and added literature was useful (Ghana).
- The way she explains the injuries is really understandable (UK).
- Whole lecture was useful; specially carpal fractures and the check lists provided (Pakistan).
- It was perfect (UAE).
- X-rays with real time description were useful (India).
- Very good lecture on RR, learned a lot (Pakistan).
- The brief learning sessions after questions was useful (Kenya).
- Basics are well described (Zimbabwe).
- Diffraction types of fractures and how to verbalize them were most useful (UK).
- Clear explanation of basic points was useful (UK)
- Multiple cases were useful. Good variety (Zimbabwe).
- Understanding basic X-ray for RR was useful (Pakistan).
- I liked the detailed teaching on each and every case (Pakistan).
- Explained everything in detail (UK).
- Upper limb cases beautifully explained (UK).
- Extensive coverage of all the pathologies of upper limb radiographs were useful (Malaysia).
- Very grateful sir for all the effort & generosity in educating us (Egypt).
- Excellent cases (UK).
- Very good explanations (Sri Lanka).
- Excellent cases (India).
- Excellent teaching (UK).
- I liked the variety of cases (Egypt).
- Everything was perfect (Pakistan).
- It was perfect (UAE).
- Everything is good (Libya).
- Excellent lecture (India).
- Awesome (Pakistan).
- Brilliant session (Pakistan).
- Very informative (Yemen).
- Very good session (Ghana).

Rapid Reporting for FRCR Exam (Part-2) Upper Limb

- Very fruitful lecture (Pakistan).
- One of the best lectures I had (UK).
- Loved these session. Hopefully to make fully available in some way (Pakistan).
- Useful lecture, keep it up. Thanks (Sri Lanka).
- Love it (Pakistan).
- Excellent rapid reporting session (Algeria).
- Very well explained traumatic pathologies of upper limb (Pakistan).
- Very impactful session (Nigeria).
- I liked the way of presentation and high number of cases (Iraq).
- Mam explained each case so well (Pakistan).
- Useful teaching session (Malaysia).
- Very clear explanation (Egypt).
- All important rapid reporting cases shown and told what is to be written in the answer (Pakistan).
- Brilliant (Libya).
- Excellent Rapid Reporting (UAE).
- All aspects were useful, thumbs up (Pakistan).
- Impressive (Iraq).
- Very informative lecture series. Great work done (Pakistan).
- Valuable lecture (Yemen).
- Quick revision of good cases (UK).
- Great session. Thank you (Malaysia).
- Very good session (India).
- Informative and concise session (Pakistan).





Bankart Lesion:



ACR



=====XX=====XX=====